

Barbara Barber

**SCALES
FOR YOUNG
VIOLINISTS**



Preludio

Music Inc.

Barbara Barber

SCALES FOR YOUNG VIOLINISTS



Arantxa Lizaso
Julio 2019.

Violin by Johannes Franciscus Pressenda, Tunn, 1823
Photos by Justin Robertson
Robertson & Sons Violin Shop, Inc., Albuquerque, NM

©2014
Preludio Music Inc.
Albuquerque, NM

ISBN 1-4706-1929-6

Preludio Music Inc.
exclusively distributed by
Alfred Publishing Co., Inc.
PO Box 10003
Van Nuys, CA 91410-0003

Any duplication, adaptation or arrangement of the compositions
contained in this book requires the written consent of the Publisher.
No part of this book may be photocopied or reproduced in any way
without permission. Unauthorized uses are an infringement of the
U.S. Copyright Act and are punishable by law.



Preludio
Music Inc.

Bowing and Rhythmic Variations

1 2

3 4

5 6

7 8 9 10 11

12 13 14 15 16

17 18 19 20

18 19 20 21 22 23 24

25 26 27 28

29 30 31 32 33

Key of D m. 2

Preparatory Shifts for Remaining Keys

Practice these shifts before each key. Play first with the top fingering in the originating or a fixed position, then repeat several times with the bottom fingering shifts, with and without the guide notes.

Key of A \flat m. 3

Key of B m. 3

Key of D \flat m. 2

Key of E \flat

m. 2: 3 1-1 1 - 1 3
 m. 14-15: 4 3 1 - 1 3
 m. 25-26: 1 4 1 - 1 1 - 1
 m. 33-34: 2 4 1-1 1-1 2
 m. 41-42: 2 4 1-1 1-1 2
 m. 58: 2 4 2 - 2 2 - 2
 m. 59: 2 4 2 - 2 2 - 2

Key of E

m. 2: 3 1-1 1 - 1 3
 m. 14-15: 4 3 1 - 1 3
 m. 25-26: 1 4 1 - 1 1 - 1
 m. 33-34: 2 4 1-1 1-1 2
 m. 41-42: 2 4 1-1 1-1 2
 m. 58: 2 4 2 - 2 2 - 2
 m. 59: 2 4 2 - 2 2 - 2

Key of F

m. 2: 2 3 1-1 1-1 2
 m. 3: 2 3 2 1-1 1-1 2
 m. 5-6: 3 2 1-1 4 4 1-1
 m. 18: 2 3 2 1-1 1-1 2
 m. 26: 1 3 3 1-1 1-1 3
 m. 30: 1 3 3 1-1 1-1 3
 m. 34: 1 4 3 2-2 2-2 3
 m. 38: 2 4 4 2-2 2-2 4
 m. 42: 2 4 4 2-2 2-2 4
 m. 46: 3 4 3 1-1 1-1 3
 m. 58: 2 4 2 - 2 2 - 2
 m. 59: 2 4 2 - 2 2 - 2
 m. 60: 2 4 2 - 2 2 - 2

Key of F \sharp

m. 2: 2 3 2 1-1 1-1 2
 m. 3: 2 3 2 1-1 1-1 2
 m. 5-6: 3 2 1-1 4 4 1-1
 m. 18: 2 3 2 1-1 1-1 2
 m. 26: 1 3 3 1-1 1-1 3
 m. 30: 1 3 3 1-1 1-1 3
 m. 34: 1 4 3 2-2 2-2 3
 m. 38: 2 4 4 2-2 2-2 4
 m. 42: 2 4 4 2-2 2-2 4
 m. 46: 3 4 3 1-1 1-1 3
 m. 58: 2 4 2 - 2 2 - 2
 m. 59: 2 4 2 - 2 2 - 2
 m. 60: 2 4 2 - 2 2 - 2

Foundation Key of G

Practice Preparatory Shifts on page 3

Major

0 0 0 2 4 4 4
2-1 2 1 4 4 1-2 4

Melodic Minor

0 0 0 2 4 4 4
2-1 2 1 4 4 1-2 4

Harmonic Minor

0 0 2 4 4 4
2-1 2 1 4 4 1-2 4
Aug. 2nd

Tonic Minor

Tonic Major

0 3 2 4 0 3 2 4
0 -1 4 1-0 0 -1 4 1-0 4

Sub-mediant

Sub-dominant Major

3 0 2 4 3 0 2 4
1 -1 2 4 2 1-1 1 -1 2 4 2 1-1

Sub-dominant Minor

Diminished 7th

3 4 2 4 2 4 1 3 1 2 0
1 -1 2 4 2 1 -1 1 -1 1 -1 3 4 2

Dominant 7th

2 4 2 1 3 1 4 2 0 3 2 4
4 2 4 3 1-1 2 -1 4 1-2 4

Broken 3rds

4 0 4 0 4 0
2-2 2 1 4 2 2 3 1 4

4 4 4 4
4 1 3 2-2 4 4

Chromatic

3 0 1 1 2 2 3 4 0 1 1 2 2 3 4 0 1 1 2 2 3 4 0 1 1 2 2 3 4 0 1 1 2

1 2 -1 2 -1 2 2 3 4

7 2 1 1 0 4 3 2 2 1 1 0 4 3 2 2 1 1 0 4 3 2 2 1 1 0

4 3 3 2 2 1 -3 2

1st Position Double-Stops

Octaves

4 0 3 3 0 0 1 3 4 4 1 4 1 1 4 3 1 0 3 0 1 4 0 3

3

0 0 3 3 0 0 1 3 4 4 1 4 1 1 4 3 1 0 3 0 1 4 0 3

3

Thirds

16 2 0 2 0 1 2 3 3 1 1 3 3 2 1 0 2 3 1 2 0

2

102 2 0 2 0 1 2 3 3 1 1 3 3 2 1 0 2 3 1 2 0

2

Sixths

108 2 3 2 3 4 4 0 1 0 3 4 4 3 2 4 3 1 0 4 3

115 1 2 2 3 2 3 4 4 2 3 2 2 1 3 2 4 3 3 2

1st-3rd Position Double-Stops

Octaves

122

Shift 1 & 4 together

126

130

138

Thirds

146

152

157

165

Sixths

73

2 3 3 2 3 4 4 3 0 1 0 1 2 2 2 3 3 3 4 4 3 0 1 0 1 2 1 3 4 4 3 2 3 4 3 2 3 4 3

77

1 2 2 1 0 1 0 3 4 4 3 2 3 3 2 1 2 1 0 1 0 3 4 4 3 2 3 3 2 3 4 3 2 3 2

81

3 4 1 2 3 4 1 2 1 0 4 3 2 1 0 4 3 2 1 0 4 3 2 3 4 3 2 1 0 4 3 2

89

3 4 1 2 3 4 1 2 1 0 4 3 2 1 0 4 3 2 1 0 4 3 2 3 4 3 2 1 0 4 3 2

Harmonics

97

0 3 1 4 1 1 4 1 1 4 1 0 3 1 4 1 1 4 1 1 4 1 1 4 1

205

1 4 1 4 1 4 1 0 3 1 4 1 1 4 1 1 4 1 0 3

213

3 4 4 4 3 4 4 4 3 4 4 3 4 1 3

221

3 4 4 4 3 4 4 4 3 4 4 3 4 1 3

Foundation Key of A

Major

Practice Preparatory Shifts on page 3

Musical staff for Major scale in A major, C time signature. Fingering: 0, 0, 0, 2-2, 4, 1, 2, 4, 2-2, 4, 4, 4.

Melodic Minor

Musical staff for Melodic Minor scale in A major, C time signature. Fingering: 0, 0, 0, 1-1, 4, 1, 2, 4, 1-1, 4, 4, 4.

Harmonic Minor Aug. 2nd

Musical staff for Harmonic Minor scale in A major, C time signature. Fingering: 0, 2, 3, 0, 1-1, 4, 1, 2, 4, 1-1, 3, 2, 4.

Tonic Minor

Tonic Major

Musical staff for Tonic Minor and Tonic Major scales in A major, 3/4 time signature. Fingering: 0, 0, 4, 4, 0-1, 3, 2, 3, 1, 0, 0, 0, 4, 4, 0-1, 3, 2, 3, 1, 0.

Sub-median

Sub-dominant Major

Musical staff for Sub-median and Sub-dominant Major scales in A major, C time signature. Fingering: 0, 0-1, 4, 2, 4, 1, 0, 0, 0, 3, 2, 4, 2, 4, 1, 0, 4, 4.

Sub-dominant Minor

Diminished 7th

Musical staff for Sub-dominant Minor and Diminished 7th scales in A major, C time signature. Fingering: 0, 0, 4, 4, 1, 3, 0, 2, 4, 1, 0-1, 3, 4, 0-1, 3, 4.

Dominant 7th

Musical staff for Dominant 7th scale in A major, C time signature. Fingering: 4, 2, 4, 3, 1, 3, 0, 0, 3, 4, 4, 4, 0-1, 3, 1, 2, 1, 3, 1, 0.

Broken 3rds

Musical staff for Broken 3rds exercise in A major, 4/4 time signature. Fingering: 4, 0, 4, 0, 4, 0, 2-2, 2, 4, 2, 1.

Musical staff for Broken 3rds exercise continuation in A major, C time signature. Fingering: 0, 4, 0, 4, 0, 4, 1, 1.

1st-3rd Position Double-Stops

Octaves

122

Shift 1 & 4 together

126

130

134

138

Thirds

146

151

157

165

Sixths

173

Musical staff for measures 173-176. The staff is in treble clef with a key signature of three sharps (F#, C#, G#). The notes are beamed in pairs, representing sixths. Fingering numbers (0-4) are placed above the notes. Below the staff, fret numbers are indicated: -1 -2, 2 1, 2 3, 3 2, 2 3, 3 2, 0 -1, 1 0, 1 2, 2 1, 2 3, 3 2, 0 -1, 1 0.

177

Musical staff for measures 177-180. The staff is in treble clef with a key signature of three sharps (F#, C#, G#). The notes are beamed in pairs, representing sixths. Fingering numbers (0-4) are placed above the notes. Below the staff, fret numbers are indicated: -2 -3, 3 2, 1 2, 2 1, 0 1, 1 0, 3 4, 4 3, 2 3, 3 2, 1 2, 2 1, 0 1, 1 0, 3 3, 4 3.

181

Musical staff for measures 181-188. The staff is in treble clef with a key signature of three sharps (F#, C#, G#). The notes are beamed in pairs, representing sixths. Fingering numbers (0-4) are placed above the notes. Below the staff, fret numbers are indicated: -2 -1, 3 2, -1 0, 2 1, 3 2, 2 1, 1 0, 4 3, 3 2, 2 1, 1 0, 4 3, 3 2, 2 1, 1 0, 4 3.

189

Musical staff for measures 189-196. The staff is in treble clef with a key signature of three sharps (F#, C#, G#). The notes are beamed in pairs, representing sixths. Fingering numbers (0-4) are placed above the notes. Below the staff, fret numbers are indicated: -2 -1, 3 2, -1 0, 2 1, 3 2, 3 2, 2 1, 1 0, 4 3, 3 2, 2 1, 1 0, 4 3, 3 2, 2 1, 1 0, 4 3.

Harmonics

197

Musical staff for measures 197-204. The staff is in treble clef with a key signature of three sharps (F#, C#, G#). The notes are beamed in pairs, representing sixths. Fingering numbers (0-4) are placed above the notes. Below the staff, fret numbers are indicated: 1 1, 1 1, 1 1, 1 1, 1 1, 0 3, 1 1, 1 1, 1 1, 1 1, 1 1, 1 1, 0 3.

205

Musical staff for measures 205-212. The staff is in treble clef with a key signature of three sharps (F#, C#, G#). The notes are beamed in pairs, representing sixths. Fingering numbers (0-4) are placed above the notes. Below the staff, fret numbers are indicated: 0 3, 1 1, 1 1, 1 1, 1 1, 0 3, 1 1, 1 1, 1 1, 1 1, 1 1.

213

Musical staff for measures 213-220. The staff is in treble clef with a key signature of three sharps (F#, C#, G#). The notes are beamed in pairs, representing sixths. Fingering numbers (0-4) are placed above the notes. Below the staff, fret numbers are indicated: 4 1, 4 1, 4 1, 3 1, 4 1, 4 1, 4 1, 3 1, 4 1, 4 1, 4 1, 3 1, 4 1, 4 1, 4 1.

221

Musical staff for measures 221-228. The staff is in treble clef with a key signature of three sharps (F#, C#, G#). The notes are beamed in pairs, representing sixths. Fingering numbers (0-4) are placed above the notes. Below the staff, fret numbers are indicated: 4 1, 4 1, 4 1, 3 1, 4 1, 4 1, 4 1, 3 1, 4 1, 4 1, 4 1, 3 1, 4 1, 4 1, 4 1.

Foundation Key of B \flat

Major

Practice Preparatory Shifts on page 3

Melodic Minor

Harmonic Minor

Tonic Minor

Tonic Major

Sub-median

Sub-dominant Major

Sub-dominant Minor

Diminished 7th

Dominant 7th

Broken 3rds

Chromatic

70

77

1st Position Double-Stops

84

Octaves

90

96

Thirds

102

108

Sixths

115

1st-3rd Position Double-Stops

Octaves

122

Shift 1 & 4 together

126

130

134

138

Thirds

146

151

156

160

168 0 1 -1 4 -0 1 -1 2 1 -1 0 -2 1 -1 0

2 3 -3 2 -2 3 -3 4 3 -3 2 -4 3 -3 2

Sixths

176 0 1 1 1 2 2 2 3 3 4 4 0 1 0 1 2 2 2 3 3 4 4

0 1 0 1 2 2 1 2 3 3 2 3 4 3 0 1 0 1 2 2 1 2 3 3 2 3 4 3

-1 -2 2 1 2 3 3 2 3 4 3 0 -1 0 1 2 2 1 2 3 3 2 3 4 3 2 3 4 3

1 2 1 2 3 2 2 1 2 3 2 0 -1 -2 2 1 2 3 2 1 2 3 2 1 2 3 2 1 2 3 2

180 3 4 4 3 2 3 3 2 1 2 2 1 0 1 0 3 4 4 3 2 3 3 2 1 2 2 1 0 1 0

2 3 3 2 1 2 2 1 -1 -2 0 1 0 3 4 3 2 3 3 2 1 2 2 1 -1 -2 2 1 0 1 0

2 3 2 1 2 3 2 1 0 1 0 3 4 3 2 3 3 2 1 2 2 1 -1 -2 2 1 0 1 0

184 1 2 3 4 1 2 3 4 3 2 2 1 1 0 4 3 2 1 0

0 1 2 3 0 1 2 3 2 1 1 0 3 2 1 0 4 3 2 1 0

-2 -1 3 2 -1 0 2 1 -2 3 2 1 -2 1 0 -3 2 1 -2 1 0

192 1 2 3 4 1 2 3 4 3 2 1 0 4 3 2 1 0

0 1 2 3 0 1 2 3 2 1 1 0 3 2 1 0 4 3 2 1 0

-2 -1 3 2 -1 0 2 1 -2 3 2 1 -2 1 0 -3 2 1 -2 1 0

Harmonics

200 1 4 1 4 0 3 1 4 1 4 1 4 0 3 1 4

1 1 1 1 0 3 1 1 1 1 1 1 0 3 1 1

208 1 4 0 3 1 4 1 4 1 4 0 3 1 4 1 4

1 1 0 3 1 1 1 1 1 1 0 3 1 1 1 1

216 4 4 3 4 4 4 3 4 3 4 4 4 3 4 4 4

1 1 3 1 1 1 3 1 3 1 1 1 3 1 1 1

224 4 4 3 4 4 4 3 4 3 4 4 4 3 4 4 4

1 1 3 1 1 1 3 1 3 1 1 1 3 1 1 1

Foundation Key of C

Practice Preparatory Shifts on page 3

Major

Musical staff for Major scale with fingerings: 3 0, 0 1-1, 2 3 4 1, 2 3 4, 4, 1 - 1 4, 4.

Melodic Minor

Musical staff for Melodic Minor scale with fingerings: 3 0, 0 1-1, 2 3 4 1, 2 3 4, 4 3 2 1, 4, 1 - 1 4, 4.

Harmonic Minor

Musical staff for Harmonic Minor scale with fingerings: 3 0, 4 1-1, 2 3 4 1, 2 3 4, 4, 1 - 1 4, 4.

Tonic Minor

Tonic Major

Musical staff for Tonic Minor and Tonic Major scales with fingerings: 3 1 - 2, 1 3 1, 4 1 3, 1 2 - 1, 3 1 - 2, 1 3 1, 4 1 3, 1 2 - 1.

Sub-mediant

Sub-dominant Major

Musical staff for Sub-mediant and Sub-dominant Major scales with fingerings: 3 1 - 3, 1 3 2, 4 2 3, 1 3 - 1, 3 2 - 3, 1 4 2, 4 2 4, 1 3 - 2.

Sub-dominant Minor

Diminished 7th

Musical staff for Sub-dominant Minor and Diminished 7th scales with fingerings: 3 2 - 3, 1 4 b2, 4 b2 4, 1 3 - 2, 3 1 3 0 - 1, 3 #4 2.

Dominant 7th

Musical staff for Dominant 7th scale with fingerings: 4 2 #4 b3, 1 - 0 3 1, 3 1 3 1 - 1 3, 1 b3, 4 b3 1 3, 1 - 1 3 1.

Broken 3rds

Musical staff for Broken 3rds exercise with fingerings: 4, 0, 4, 0, 2-2, 1 3 2 4, 3.

62

Musical staff for Broken 3rds exercise with fingerings: 2-2, 0, 4, 0, 4, 0, 4.

1st-3rd Position Double-Stops

Octaves

122

Shift 1 & 4 together

126

130

134

138

Thirds

146

151

156

160

168 1 -1 2 0 1 -1 2 0 -2 1 -1 0 -2 1 -1
 3 -3 4 -2 3 -3 4 -2 -4 3 -3 2 -4 3 -3

Sixths

176 1 2 2 3 3 4 0 1 1 2 2 3 -1 -2 2 3

180 2 3 1 2 -2 -3 1 2 0 1 3 4 2 3 1 2

184 2 3 4 1 2 3 -2 3 2 1 -3 2 1 0 4 3 2 1
 1 2 3 0 1 2 -1 2 1 -2 1 0 3 2 1

192 2 3 4 1 2 3 -2 3 2 1 -3 2 1 0 4 3 2 1
 1 2 3 0 1 2 -1 2 1 -2 1 0 3 2 1

Harmonics

200 1 4 0 3 1 4 1 4 1 4 0 3 1 4 1 4
 1 1 1 1 1 1 1 1 1 1 1 1 1 1 1 1

208 1 4 1 4 0 3 1 4 1 4 1 4 0 3 1 4
 1 1 1 1 1 1 1 1 1 1 1 1 1 1 1 1

216 4 4 4 4 4 4 4 4 4 4 4 4 4 4 4 4
 1 3 1 1 1 3 1 1 1 3 1 1 1 3 1 1

224 4 4 4 4 4 4 4 4 4 4 4 4 4 4 4 4
 1 3 1 1 1 3 1 1 1 3 1 1 1 3 1 1

Foundation Key of D

Practice Preparatory Shifts on page 4

Major

0 2-1 2 3 4 1 2 3 4 1-2 4 0

2 1 1 4 4 2

Melodic Minor

0 2-1 2 3 4 1 2 3 4 1-2 4 0

2 1 1 4 4 2

Harmonic Minor

0 2-1 2 3 4 1 2 3 4 1-2 4 0

2 1 1 4 4 2

Tonic Minor

Tonic Major

0 0-1 3 1 4 1-0 0 0-1 3 1 4 1-0

2 4 2 1 1 2 4 2 1 2 4 2 1 1 2 4

Sub-mediant

Sub-dominant Major

0 1-1 3 2 4 1-1 0 1-1 4 2 4 1-1

2 4 3 1 1 3 4 2 1 3 1 1 3

Sub-dominant Minor

Diminished 7th

0 1-1 4 b2 4 b 1-1 0 2 4 1-1 3 4 2

2 1 3 1 1 3 4 2 1 3 1 2 4 1 3 1

Dominant 7th

4 2 4 3 1-1 4 2 0 2-1 3 1 3 4 1-2 4 3

1 3 1 4 2 4 1 3 3 1 4 2 4 1

Broken 3rds

0 4 0 4 0 2-2

2-2 0 4 0 4 0 4

1st-3rd Position Double-Stops

Octaves

122 3 0 3 0 1 3 4 1 4 1 4 1 0 3 0 1 3 4 1 4 1 4
Shift 1 & 4 together

126 1 4 1 4 1 4 4 3 1 0 1 1 4 1 4 1 4 1 4 4 3 1 0

130 3 0 4 1 3 0 4 1 3 0 4 1 3 0 4 1 3 0 4 1 3 0 4 1

134 3 0 4 1 3 0 4 1 3 0 4 1 3 0 4 1 3 0 4 1 3 0 4 1

138 3 0 4 1 3 0 4 1 3 0 4 1 3 0 4 1 3 0 4 1 3 0 4 1

Thirds

146 3 1 3 1 2 3 4 2 4-2 2 0 2 0 1 2 2 1 3 3-3 3-3 1-1 1-1 3 1 3 3-3 1 3 1 2 3 4 4-2 2 0 2 0 1 2 3 1 3
2nd pos. ----- 2 1

152 3 1 3 3 2 1 0 0 2-2 -4 -2 4 4 3 2 1 3 1-1 1-1 3-3 3-3 3 1 3 3-3 -1 1 3 3 2 1 0 2-2 4 2 4 4 3 2 1 3
2 1

158 1 3 2 4 -2 1 3 -1 2 4 -2 1 3 0 2 -2 1 3 -1 0 2 -2 1 3 -1 0 -2 1 3
2 1

166 1 3 2 4 -2 1 3 -1 2 4 -2 1 3 0 2 -2 1 3 -1 0 2 -2 1 3 -1 0 -2 1 3
2 1

Sixths

174

178

182

190

Harmonics

198

206

214

222

Key of A \flat Major/G \sharp Minor

Practice Preparatory Shifts on page 4

Major

Melodic Minor

Harmonic Minor

Tonic Minor

Tonic Major

Sub-mediant

Sub-dominant Major

Sub-dominant Minor

Diminished 7th

Dominant 7th

Broken 3rds

62

Chromatic

70 1 1 2 2 3 4 0 1 1 2 2 3 4 0 1 1 2 2 3 4 0 1 1 2 2 3 4 0 1 1 2 3

77 3 2 2 1 0 4 3 2 2 1 1 0 4 3 2 2 1 1 0 4 3 2 2 1 1

Octaves

84 4 1 A4 D1

88 D4 G1

92 4 1 A4 D1 4 1 D4 G1

Thirds

100 4 1 1 2 -1 -3 2 4 -3 2 4 1 3 -2 -4 1 3 -2 -4 1 3 3 2 4 1

108 4 1 1 2 -1 -3 2 4 -3 2 4 1 3 -2 -4 1 3 -2 -4 1 3 3 2 4 1

Sixths

116 2 3 2 3 2 3 2 3 2 1 3 2 2 3 2 1 3 2 1 3 2 1

124 2 3 2 3 2 3 2 3 2 1 3 2 2 3 2 1 3 2 1 3 2 1

Harmonics

132 4 4 4 4 D 4 4 4 4 4 4 4 G 4 4 4 4

140 4 4 4 4 D 4 4 4 4 4 4 4 G 4 4 4 4

Key of B

Practice Preparatory Shifts on p. 3

Major

2 4 4 0 4 4 4

2-1 2 1-2

Melodic Minor

0 4 0 4 4 4

2-1 2 1-2

Harmonic Minor

0 4 0 4 4 4

1 1 2-1 4 1 2 1-2 1 1

Tonic Minor

Tonic Major

0 4 4 4

1-1 2 1-1 1-1 2 1-1

Sub-median

Sub-dominant Major

4 4 0 4

1-1 2 1-1 1-1 2 1-1

Sub-dominant Minor

Diminished 7th

0 4 0 1 1 3 4 2

1-1 1-1 1-1 3 1 2 4

Dominant 7th

4 4 3 1 4 4 0 4 1 1

2 4 2 1 3 1 1 2 1 3 1-1

Broken 3rds

4 1 1 4 1 1 4 0 2-2 1 3 2

2-2 3 1 4 2 1 3 2

2-2 4 1 1 4 1 1 4

4 1 3 2-2

Key of D \flat Major/C \sharp Minor

Practice Preparatory Shifts on page 4

Major

4 2-1 2 3 4 1 2 3 4 1 2 4 4 2

Melodic Minor

3 4 4 1 2 1 1 2 3 4 4 2-3 4 4 3

Harmonic Minor

3 4 0 1 2 1 1 2 3 4 4 2-3 4 4 3

Tonic Minor

4 2 4 3 0 1 4 1 0 3 4 2 4 2 4 1 1 4 1 1 4 2 4

Tonic Major

4 2 4 3 0 1 4 1 0 3 4 2 4 2 4 1 1 4 1 1 4 2 4

Sub-mediante

4 2 1 1 3 2 4 1 1 4 3 1 1 4 2 4 1 1 4 3

Sub-dominant Major

4 2 1 1 3 2 4 1 1 4 3 1 1 4 2 4 1 1 4 3

Sub-dominant Minor

4 3 0 1 4 2 4 1 0 3 4 1 3 1 1 3 4 2

Diminished 7th

4 3 0 1 4 2 4 1 0 3 4 1 3 1 1 3 4 2

Dominant 7th

4 2 4 3 1 1 3 1 4 2 2 4 1 3 1 3 4 2 2 3

Broken 3rds

4 4 4 4 4 4 2 2

2 2 4 4 4 4 4 4

Chromatic

70 4 0 1 1 2 2 3 4 0 1 1 2 2 3 4 0 1 2 1 2 -1 2 1 2 2 3 4

77 4 3 3 2 2 1 -3 2 1 0 4 3 2 2 1 1 0 4 3 2 2 1 1 0 4

Octaves

84 4 1 A4 D1 4 1 E4 A1

88 4 1 A4 D1 4 1 D4 G1

92 4 1 A4 D1 4 1 E4 A1 4 1 A4 D1 4 1 D4 G1

Thirds

100 2 4 -1 -3 2 4 -1 -3 2 4 -1 -3 2 4 -1 -3 -2 -4 1 3 -2 -4 1 3 -2 -4 1 3 -2 -4

108 2 4 -1 -3 2 4 -1 -3 2 4 -1 -3 2 4 -1 -3 -2 -4 1 3 -2 -4 1 3 -2 -4 1 3 -2 -4

Sixths

116 3 2 -2 -1 3 2 -2 -1 3 2 -2 -1 3 2 -2 -1 3 2 4 3 3 2 2 1 -3 -2 2 1 -3 -2 2 1 -3 -2

124 3 2 -2 -1 3 2 -2 -1 3 2 -2 -1 3 2 4 3 3 2 2 1 -3 -2 2 1 -3 -2 2 1 -3 -2

Harmonics

132 D 4 1 4 1 A 4 1 4 1 D 4 1 4 1 G 4 1 4 1

140 D 4 1 4 1 A 4 1 4 1 D 4 1 4 1 G 4 1 4 1

Key of Eb

Practice Preparatory Shifts on page 5

Major

Major scale exercise in Eb major. The staff shows a sequence of notes with fingering: 1, 4, 3-1, 2, 3, 4, 1, 2, 3, 4, A, 4, 1-3, 4. The bass line has a G2 chord with a 2 below it, and an A4 chord with a 4 below it.

Melodic Minor

Melodic Minor scale exercise in Eb major. The staff shows a sequence of notes with fingering: 1, 4, 3-1, 1, 4, A, 4, 1-3, 4. The bass line has a G2 chord with a 2 below it, and an A4 chord with a 4 below it.

Harmonic Minor

Harmonic Minor scale exercise in Eb major. The staff shows a sequence of notes with fingering: 1, 4, 3-1, 1, 4, A, 4, 1-3, 4. The bass line has a G2 chord with a 2 below it, and an A4 chord with a 4 below it.

Tonic Minor

Tonic Major

Tonic Minor and Tonic Major scale exercises in Eb major. The staff shows two sequences of notes with fingering: 1, 1-1, 1, 3, 4, 1-1, 1-1, 4, 1-1. The bass line has a G2 chord with a 2 below it, and an A4 chord with a 4 below it.

Sub-mediant

Sub-dominant Major

Sub-mediant and Sub-dominant Major scale exercises in Eb major. The staff shows two sequences of notes with fingering: 2, 4, 3, 2, 4, 1-2, 4, 2, 1, 3, 4, 2, 4, 1-2, 4. The bass line has a G2 chord with a 2 below it, and an A4 chord with a 4 below it.

Sub-dominant Minor

Diminished 7th

Sub-dominant Minor and Diminished 7th scale exercises in Eb major. The staff shows two sequences of notes with fingering: 4, 2, 1, 3, 4, 2, 1, 3, 1, 3, 0, 2, 1, 3, 4, 2. The bass line has a G2 chord with a 2 below it, and an A4 chord with a 4 below it.

Dominant 7th

Dominant 7th scale exercise in Eb major. The staff shows a sequence of notes with fingering: 4, 2, 4, 3, 1-2, 0, 3, 1, 3, 1, 3, 1, 3, 1, 3, 1, 3, 1, 3, 4. The bass line has a G2 chord with a 2 below it, and an A4 chord with a 4 below it.

Broken 3rds

Broken 3rds exercise in Eb major. The staff shows a sequence of notes with fingering: 1, 4, 4, 4, 4, 4, 2-2, 2-2, 1, 3, 2, 4, 3. The bass line has a G2 chord with a 2 below it, and an A4 chord with a 4 below it.

Continuation of Broken 3rds exercise in Eb major. The staff shows a sequence of notes with fingering: 1, 2-2, 2-2, 4, 4, 4, 4, 0, 1. The bass line has a G2 chord with a 2 below it, and an A4 chord with a 4 below it.

Chromatic

70 1 1 2 2 3 4 0 1 1 2 2 3 4 0 1 2 - 1 2 - 1 2 - 1 2 # 2 3 4

77 4 3 3 2 2 1 - 3 2 1 - 2 1 0 4 3 2 2 1 1 0 4 3 2 2 1 1

Detailed description: This block contains two staves of musical notation for a chromatic exercise. The first staff starts at measure 70 and the second at measure 77. Fingerings are indicated by numbers 1-4 above or below notes. A double bar line with a '4' above it is at the end of the second staff.

Octaves

84 E4 A1

88 A4 D1

92 E4 A1 A4 D1

Detailed description: This block contains three staves of musical notation for an octaves exercise. Each staff shows two notes an octave apart. Chords are labeled as E4 A1, A4 D1, and E4 A1 A4 D1.

Thirds

100 1 2 -1 2 -1 2 -1 2 1 3 -2 1 -2 1 -2 1

3 4 -3 4 -3 4 -3 4 3 -4 3 -4 3 -4 3

108 1 2 -1 2 -1 2 -1 2 1 3 -2 1 -2 1 -2 1

3 4 -3 4 -3 4 -3 4 3 -4 3 -4 3 -4 3

Detailed description: This block contains two staves of musical notation for thirds exercises. Each staff shows two notes a third apart. Fingerings are indicated by numbers 1-4 and -1, -2, -3, -4.

Sixths

116 1 2 3 4 1 2 3 4 3 2 1 4 3 2 1

0 1 2 3 0 1 2 3 2 1 0 3 2 1 0

124 1 2 3 4 1 2 3 4 3 2 1 4 3 2 1

0 1 2 3 0 1 2 3 2 1 0 3 2 1 0

Detailed description: This block contains two staves of musical notation for sixths exercises. Each staff shows two notes a sixth apart. Fingerings are indicated by numbers 0-4.

Harmonics

132 4 A 4 D

1 4 1 4 1

140 4 A 4 D

1 4 1 4 1

Detailed description: This block contains two staves of musical notation for harmonics exercises. Each staff shows a natural harmonic on a string. Chords are labeled as A 4 1 and D 4 1.

Key of E

Practice Preparatory Shifts on page 5

Major

1 0 3-1 2 3 4 1 2 3 4 A 4 1-3 4

G 2 2 4 4 4

Melodic Minor

1 0 3-1 2 1 # # 4 A 4 1-3 4

G 2 2 4 4 4

Harmonic Minor

1 0 3-1 2 1 # # 4 A 4 1-3 4

G 2 2 4 4 4

Tonic Minor

D 1 1-1 3 1 4 1-1 1 1-1 # 1-1

G 2 4 2 2 4 2 2 4 2 2 4

Tonic Major

1 1-1 3 1 4 1-1 1 1-1 # 1-1

G 2 4 2 2 4 2 2 4 2 2 4

Sub-median

1 2-1 3 2 4 1-2 1 0 2-1 4 2 1-2 4

2 4 3 3 4 3 4 2 1 3 3 1

Sub-dominant Major

1 2-1 3 2 4 1-2 1 0 2-1 4 2 1-2 4

2 4 3 3 4 3 4 2 1 3 3 1

Sub-dominant Minor

1 0 2-1 4 2 1-2 4 1 3 1 3-1 3 # 4 2

2 1 3 3 4 3 4 2 1 3 2 4 1 3

Diminished 7th

1 0 2-1 4 2 1-2 4 1 3 1 3-1 3 # 4 2

2 1 3 3 4 3 4 2 1 3 2 4 1 3

Dominant 7th

4 2 4 3 1-3 1 3 1 3 1 3-1 3 4 3 1 3 1-3 1 3 4

1 3 1 4 2 4 2 4 1 4 2 4 1

Broken 3rds

1 4 0 4 0 2-2 2-2 1 3 2 4 3

1 2-2 2-2 0 4 0 4 1 1

Chromatic

70 1 2 2 3 4 0 1 1 2 2 3 4 0 1 1 2 #1 2 -1 2 #1 2 2 #3 4

77 4 3 3 2 2 1 -3 2 1 -3 2 1 0 4 3 2 2 1 1 0 4 3 2 2 1

Octaves

84 4 1 3 0

88 3 0 4 1

92 4 1 3 0 4 1

Thirds

100 2 0 1 -1 2 0 1 3 2 1 3 0 -2 1 -1 0 -2
4 -2 3 -3 4 -2 3 4 3 2 2 -4 3 -3 2 -4

108 2 0 1 -1 2 0 1 3 2 1 3 0 -2 1 -1 0 -2
4 -2 3 -3 4 -2 3 4 3 2 2 -4 3 -3 2 -4

Sixths

116 2 -2 3 4 2 -2 3 4 3 2 -2 4 3 2 -2
1 -1 2 3 1 -1 2 3 2 1 -1 3 2 1 -1

124 2 -2 3 4 2 -2 3 4 3 2 -2 4 3 2 -2
1 -1 2 3 1 -1 2 3 2 1 -1 3 2 1 -1

Harmonics

132 4 3 4 3 4 1 3 4 1 3 4 1

140 4 3 4 3 4 1 3 4 1

Key of F

Major

2 0 2-1 2-1 1-4 4 4 1

D 2 G 2 A 4 D 4 G 4

Melodic Minor

2 4 2-1 2-1 1-4 4 4 1

G 2 A 4 D 4 G 4

Harmonic Minor

2 4 2-1 2-1 1-4 4 4 1

G 2 A 4 D 4 G 4

Tonic Minor **Tonic Major**

D 2 4 2 1 3 -1 4 1 -3 1 2 4 2 0 2 1 3 -1 4 1 -3 1 2 4

G 2 2

Sub-mediant **Sub-dominant Major**

2 0 3 1 3 -2 4 2 -3 4 2 1 3 1 4 -2 2 -4

2 2

Sub-dominant Minor **Diminished 7th**

2 3 1 4 -b 2 4 b 2 - 4 2 4 1 3 1 b 3 - 1 3

2 2 4 2

Dominant 7th

4 3 1 -3 1 4 2 0 4 1 3 -1 b 3 4 b 3 1 -3 1 b 4 2 0 1

4 2 4 3 2 4 1 4 1

Broken 3rds

2 4 0 4 0 2-2 2-2 2-2 1 3 2

Broken 3rds

2-2 2-2 2-2 0 4 0 4

Chromatic

70 2 2 3 4 0 1 1 2 2 3 4 0 1 2 - 1 2 - 1 2 - 1 2 - 1 2 # 2 b 2 3 4 **37**

77 4 3 b 3 2 b 2 1 b 3 2 1 b 3 2 1 0 4 3 2 2 1 1 0 4 3 2 2




This section consists of two staves of music. The first staff starts at measure 70 and ends at measure 83. The second staff starts at measure 77 and ends at measure 83. The music is in a key signature of two flats (Bb and Eb) and a 2/4 time signature. It features a sequence of chromatic lines (upward and downward) with various accidentals (sharps and flats) and slurs. Fingerings are indicated by numbers 1-4 above the notes.

Octaves

84 4 3 4 1

92 4 3 4 1



This section contains two staves of octave exercises. The first staff starts at measure 84 and ends at measure 91. The second staff starts at measure 92 and ends at measure 99. The music is in a key signature of two flats and a 2/4 time signature. It features repeated pairs of notes (octaves) in both hands, with slurs and fingerings (1-4) indicated.

Thirds

100 0 1 -1 2 -0 1 -1 4 1 -1 0 -2 1 -1 0

108 0 1 -1 4 0 1 -1 2 1 -1 0 -2 1 -1 0



This section contains two staves of thirds exercises. The first staff starts at measure 100 and ends at measure 107. The second staff starts at measure 108 and ends at measure 115. The music is in a key signature of two flats and a 2/4 time signature. It features pairs of notes separated by a third interval, with slurs and fingerings (1-4 and -1 to -4) indicated.

Sixths

116 2 3 4 1 2 3 4 1 4 3 2 1 4 3 2

124 2 3 4 1 2 3 4 1 4 3 2 1 4 3 2




This section contains two staves of sixths exercises. The first staff starts at measure 116 and ends at measure 123. The second staff starts at measure 124 and ends at measure 131. The music is in a key signature of two flats and a 2/4 time signature. It features pairs of notes separated by a sixth interval, with slurs and fingerings (1-4 and -1 to -4) indicated.

Harmonics

132 4 4 3 4 4 4 3 4 3 4 1 4 4

140 4 4 3 4 4 4 3 4 3 4 4 4 4



This section contains two staves of harmonics exercises. The first staff starts at measure 132 and ends at measure 139. The second staff starts at measure 140 and ends at measure 147. The music is in a key signature of two flats and a 2/4 time signature. It features natural harmonics (flageolets) on the strings, indicated by a diamond symbol over the notes, with fingerings (1-4) indicated.

Key of F#

Major

Musical staff for Major scale in F# (F#4, G4, A4, B4, C5, D5, E5, F#5). Includes fingering (2, 4, 2-1, 2-1, 1-4) and chord diagrams for D (G2, 2), A (4), D (4), and G (4).

Melodic Minor

Musical staff for Melodic Minor scale in F# (F#4, G4, A4, B4, C#5, D5, E5, F#5). Includes fingering (2, 0, 2-1, 2-1, 1-4) and chord diagrams for G (2), A (4), D (4), and G (4).

Harmonic Minor

Musical staff for Harmonic Minor scale in F# (F#4, G4, A4, B4, C#5, D5, E5, F#5). Includes fingering (2, 0, 2-1, 2-1, 1-4) and chord diagrams for G (2), A (4), D (4), and G (4).

Tonic Minor

Musical staff for Tonic Minor scale in F# (F#4, G4, A4, B4, C#5, D5, E5, F#5). Includes fingering (2, 0, 2, 1, 3-1, 4, 1-3, 1, 2, 4) and chord diagrams for D (2, 4) and G (2).

Tonic Major

Musical staff for Tonic Major scale in F# (F#4, G4, A4, B4, C5, D5, E5, F#5). Includes fingering (2, 4, 2, 1, 3-1, 4, 1-3, 1, 2, 4) and chord diagrams for D (2) and G (2).

Sub-median

Musical staff for Sub-median scale in F# (F#4, G4, A4, B4, C5, D5, E5, F#5). Includes fingering (2, 4, 3, 1, 3-2, 4, 2-3, 4, 2, 1, 3, 1).

Sub-dominant Major

Musical staff for Sub-dominant Major scale in F# (F#4, G4, A4, B4, C5, D5, E5, F#5). Includes fingering (4, 2, 4, 2-4, 4, 2, 4).

Sub-dominant Minor

Musical staff for Sub-dominant Minor scale in F# (F#4, G4, A4, B4, C5, D5, E5, F#5). Includes fingering (2, 3, 1, 4-2, 4, 2-4, 2, 4).

Diminished 7th

Musical staff for Diminished 7th scale in F# (F#4, G4, A4, B4, C5, D5, E5, F#5). Includes fingering (2, 0, 1, 3, 1, 3, 1, 3).

Dominant 7th

Musical staff for Dominant 7th scale in F# (F#4, G4, A4, B4, C5, D5, E5, F#5). Includes fingering (4, 3, 1-3, 1, 4, 2, 4, 4, 1, 3-1, 3, 4, 3, 1-3, 1, 4, 2, 1, 1).

Broken 3rds

Musical staff for Broken 3rds exercise in F# (F#4, G4, A4, B4, C5, D5, E5, F#5). Includes fingering (2, 4, 1, 1, 2, 4, 1, 1, 2, 2-2, 2-2, 2-2, 1, 3, 2).

Musical staff for Broken 3rds exercise in F# (F#4, G4, A4, B4, C5, D5, E5, F#5). Includes fingering (2-2, 2-2, 2-2, 1, 1, 4, 1, 1, 4).

Chromatic

70

77

Octaves

84

92

Thirds

100

108

Sixths

116

124

Harmonics

132

140

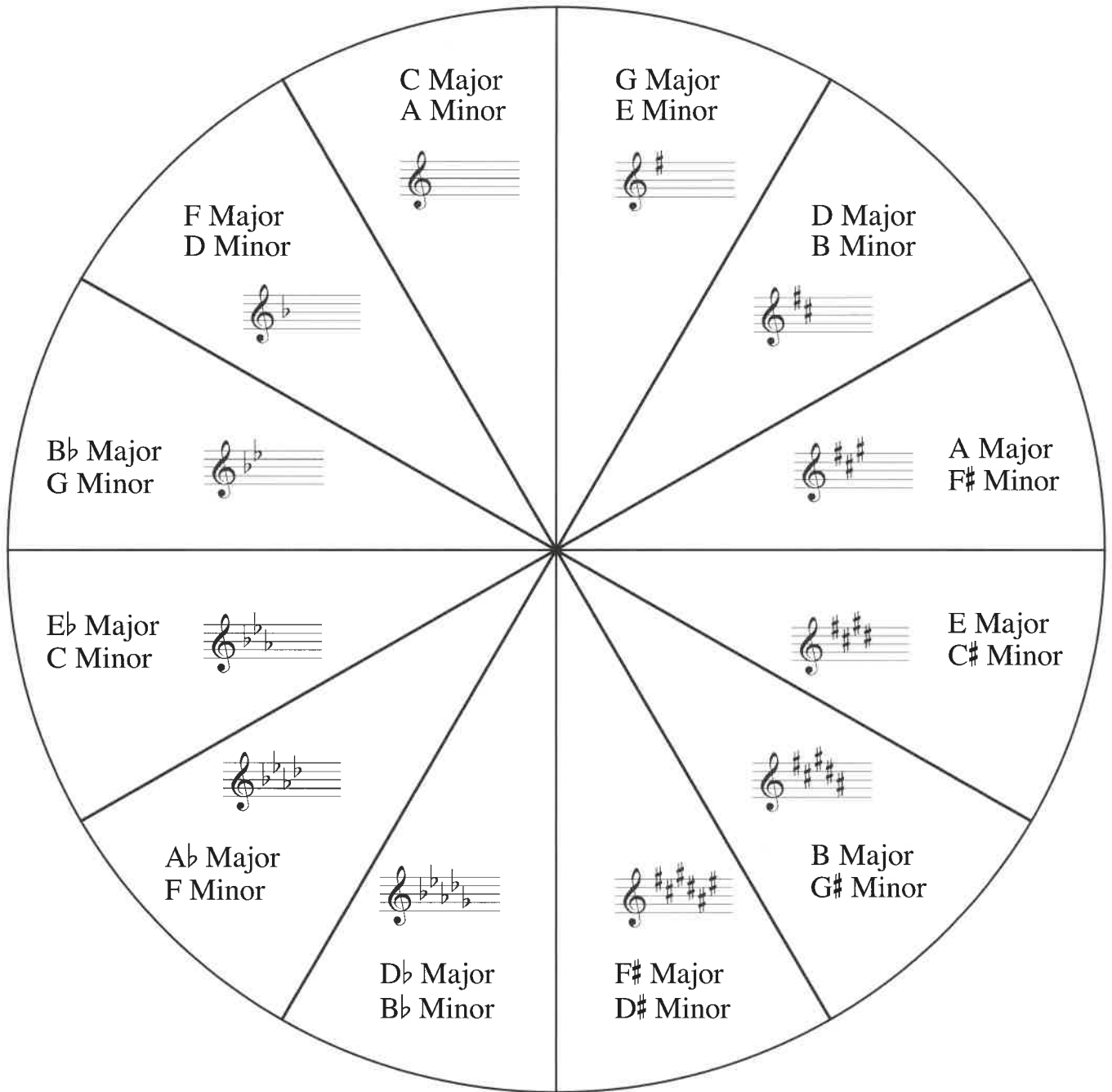


With more than 40 years of performing and teaching experience, violinist and violist Barbara Barber joined the sales team at Robertson & Sons Violin Shop, one of the world's premier bowed string instrument dealers, in Albuquerque, NM in 2014. Barbara has concertized and presented master classes and pedagogy clinics across the United States, and in Canada, Mexico, El Salvador, Brazil, Peru, Colombia, Australia, New Zealand, Korea, Taiwan, Hong Kong, Japan, Italy, Ireland, Finland, Sweden and Bermuda. She received her Bachelor of Music and Master of Music in performance at Texas Tech University with additional studies at Interlochen Music Camp, Rocky Ridge Music Center, Accademia di Chigiana in Italy, Taos School of Music and Banff Centre. Barbara has held faculty appointments at Texas Tech University, Texas Christian University and the University of Colorado. She has been recognized for her many articles, presentations and roles on the advisory and editorial boards of the American String Teachers Association and the Suzuki Association of the Americas. Barbara's widely-used collections of books and CDs are published by Preludio Music Inc. and distributed worldwide by Alfred Music.

Circle of 5ths



Arantxa Lizaso



Chord Functions in the Key of C

| | | | | | | | | |
|-------|-------------|---------|--------------|----------|-------------|--------------|----------------|--------------|
| I | ii | iii | IV | V | vi | vii° | vii°/V | V7/IV |
| Tonic | Super-tonic | Mediant | Sub-dominant | Dominant | Sub-mediant | Leading-tone | Diminished 7th | Dominant 7th |

Other titles by

Barbara Barber:




Solos for Young Violinists and *Solos for Young Violists* are graded series of works, ranging from elementary to advanced levels, that represent an exciting variety of styles and techniques for violinists and violists. These series are valuable resources for teachers and students of all ages.

Solos for Young Violinists

| | Book | CD |
|----------|--------|---------|
| Volume 1 | (0988) | (8011) |
| Volume 2 | (0989) | (8012) |
| Volume 3 | (0990) | (8013) |
| Volume 4 | (0991) | (8014X) |
| Volume 5 | (0992) | (8015) |
| Volume 6 | (0993) | (8016) |


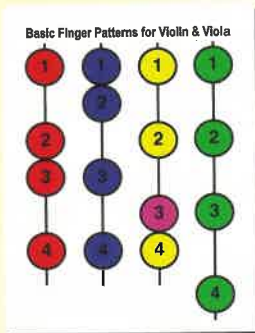
Solos for Young Violists

| | Book | CD |
|----------|----------|--------|
| Volume 1 | (18400X) | (8018) |
| Volume 2 | (18590X) | (8019) |
| Volume 3 | (18670X) | (8020) |
| Volume 4 | (18750X) | (8021) |
| Volume 5 | (18830X) | (8022) |




Fingerboard Geography


Barbara Barber's new *Fingerboard Geography* series introduces an intonation system which teaches string players the layout of the fingerboard using four basic color-coded patterns. *String Class Fingerboard Geography* can be used as a daily warm-up routine and complements perfectly any beginning string method. Violin, viola, cello and bass are included in one simple book. *Violin* and *Viola Fingerboard Geography* add eight additional color-coded patterns with workouts on all parts of the fingerboard. Barber concludes these books with dozens of short Preview Exercises for pieces in the *Suzuki® Violin School* and *Suzuki® Viola School*. *Violin* and *Viola Fingerboard Geography*, however, complement any teaching approach.




| | |
|-----------------|---------|
| String Class | (29120) |
| Violin Volume 1 | (29121) |
| Viola Volume | (29123) |



Scales for Young Violinists
(44055)




Scales for Advanced Violinists
(8010X)



Scales for Young Violists
(44054)



Scales for Advanced Violists
(8023)



Twinkle Variations Festival Arrangement
(8017)

44055 Book US \$12.99



0 38081 49438 8

SUMMY-BIRCHARD INC.

Exclusively distributed by:



alfred.com

ISBN-10: 1-4706-1929-6
ISBN-13: 978-1-4706-1929-9



9 781470 619299

5 1 2 9 9

PRINTED IN THE USA